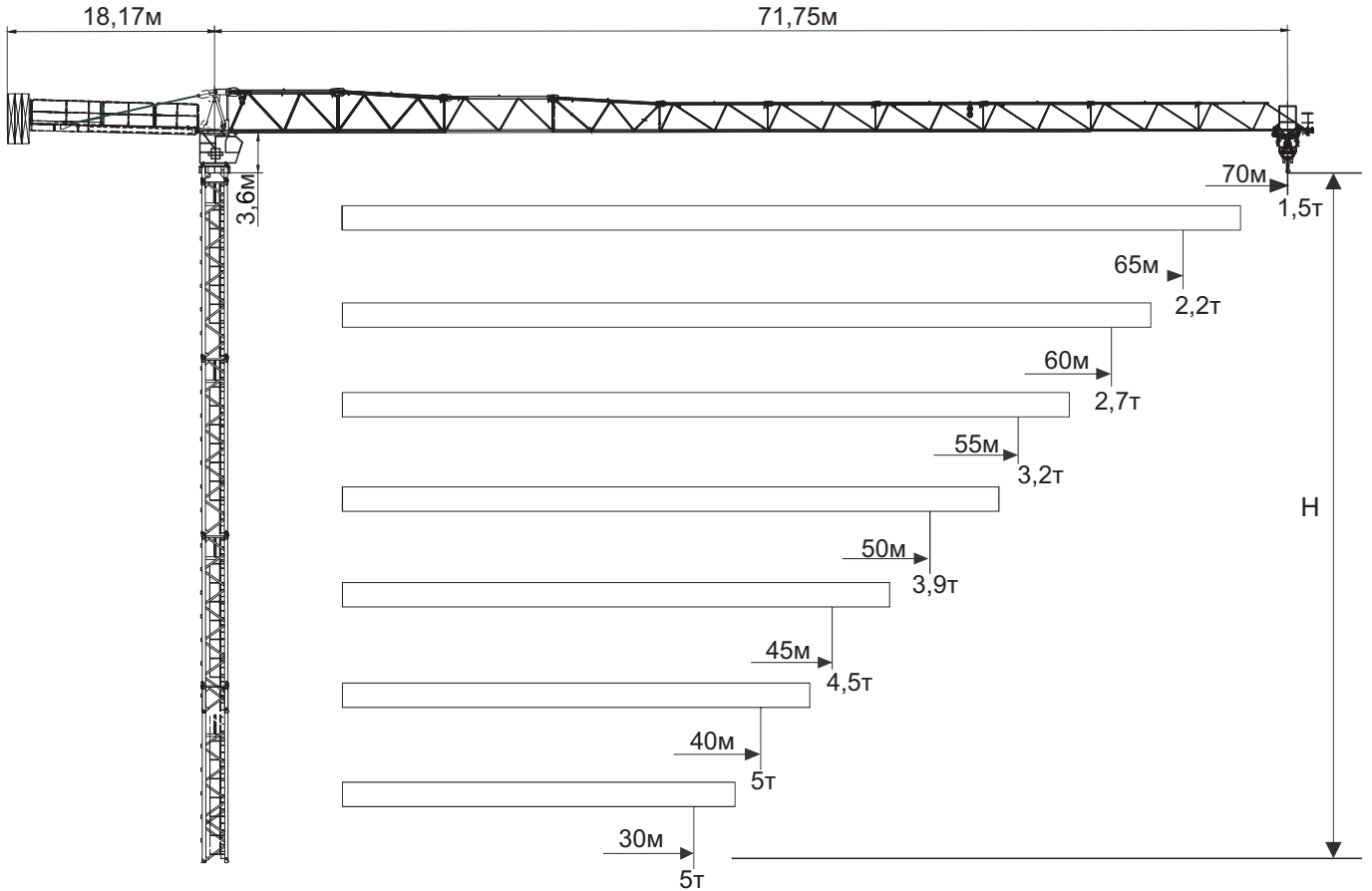
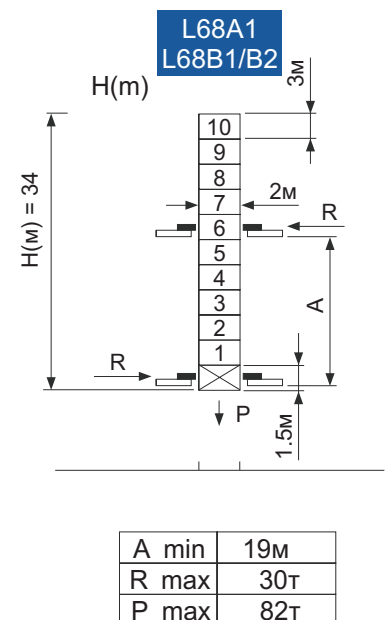
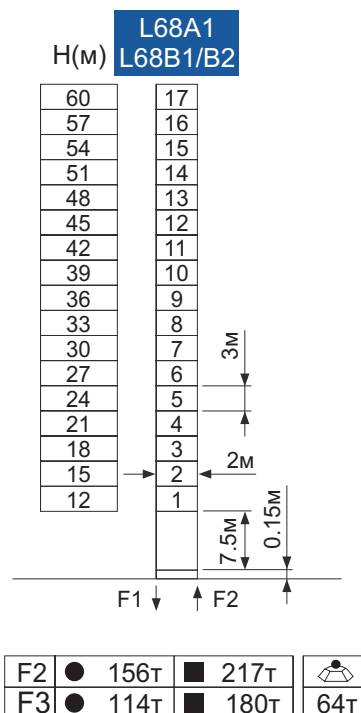
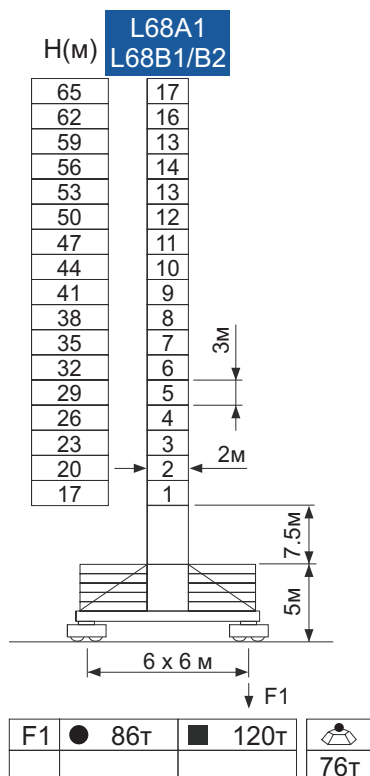


Outline Dimensions



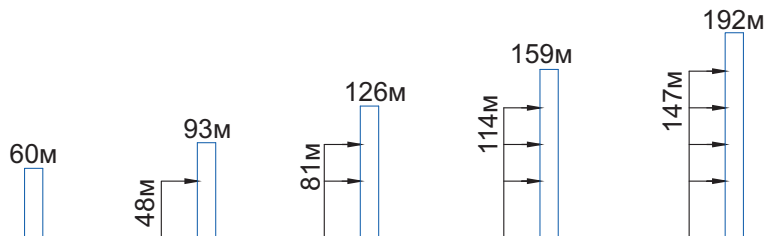
Mast Reactions



Load Diagrams

R _(m)	Fa I I	R(C _{max} /m)	C _{max} (t)	20	25	30	35	40	45	50	55	60	65	70
70m		16.0	10.0	7.77	5.99	4.80	3.95	3.31	2.82	2.42	2.09	1.82	1.60	1.40
		29.5	5.0	5.0	5.0	4.90	4.05	3.41	2.92	2.52	2.19	1.92	1.70	1.50
65m		17.7	10.0	8.75	6.83	5.55	4.63	3.95	3.41	2.99	2.64	2.35	2.10	
		33.4	5.0	5.0	5.0	5.0	4.73	4.05	3.51	3.09	2.74	2.45	2.20	
60m		19.1	10.0	9.51	7.44	6.06	5.07	4.33	3.75	3.29	2.91	2.60		
		36.0	5.0	5.0	5.0	5.0	5.0	4.43	3.85	3.39	3.01	2.70		
55m		20.0	10.0	10.0	7.83	6.39	5.35	4.58	3.98	3.49	3.10			
		37.7	5.0	5.0	5.0	5.0	5.0	4.68	4.08	3.59	3.20			
50m		22.0	10.0	10.0	8.67	7.05	5.89	5.02	4.34	3.80				
		40.0	5.0	5.0	5.0	5.0	5.0	5.0	4.44	3.90				
45m		22.5	10.0	10.0	8.87	7.19	6.0	5.1	4.4					
		41.0	5.0	5.0	5.0	5.0	5.0	5.0	4.5					
40m		23.0	10.0	10.0	9.10	7.36	6.13	5.20						
		40.0	5.0	5.0	5.0	5.0	5.0	5.0						
35m		23.2	10.0	10.0	9.18	7.44	6.20							
		35	5.0	5.0	5.0	5.0	5.0							
30m		23.4	10.0	10.0	9.26	7.50								
		30	5.0	5.0	5.0	5.0								

Anchorage



Mechanisms

	Hoisting	60LVF25				
	Speed	m/min	0~40	40~80	0~20	20~40
	Load	T	5	2,5	10	5
	Power	kW	45			

	Trolleying	BP6555X	
	Speed	m/min	0~65
	Power	kW	5,5

	Slewing	2RVF5,5	
	Speed	U/min rpm	0~0,6
	Power	kW	5,5

380V (±5%)	50Hz	80 kVA	Wire rope 500m
------------	------	--------	----------------