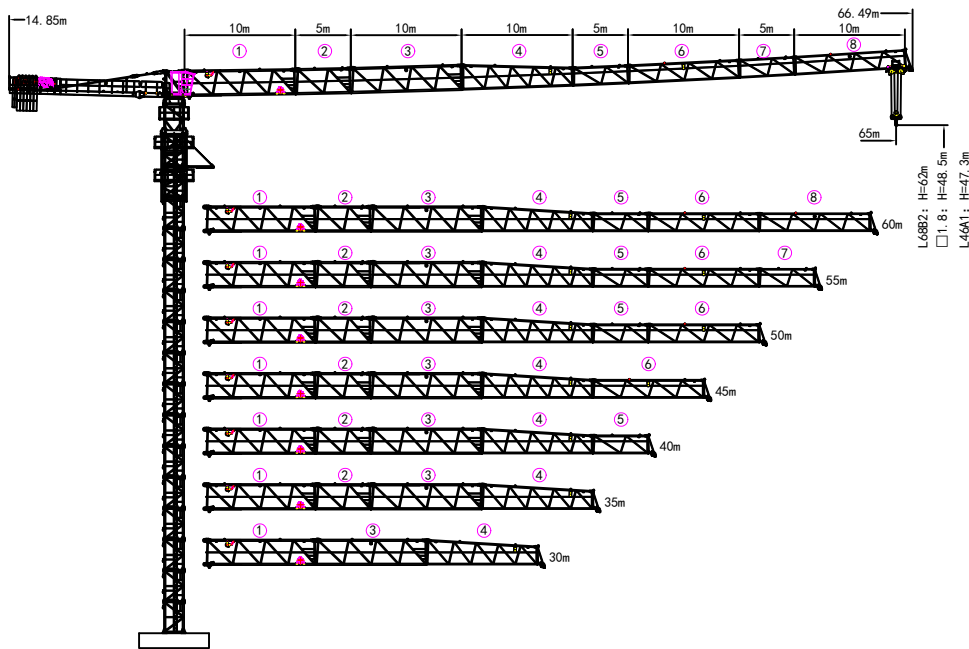
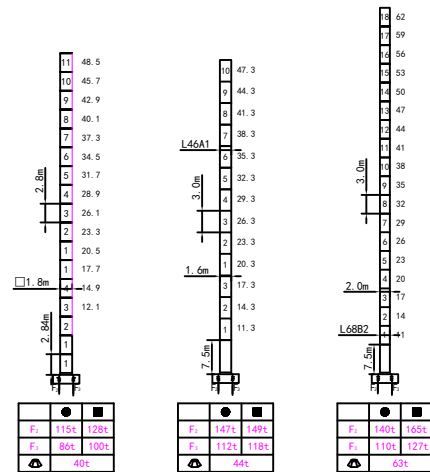


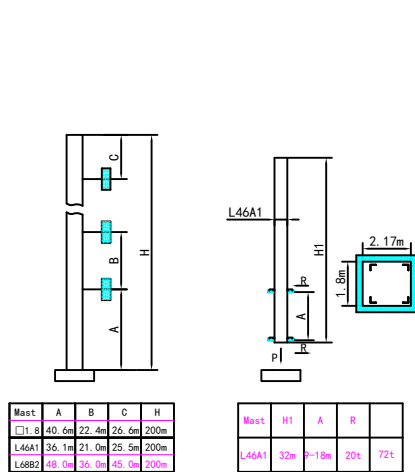
外形尺寸 Outline Dimensions



塔身截面 Masts



附着 Anchorages



● 工作状态支反力 in service Reaction ■ 非工作状态支反力 Out of service Reaction
 ○ 不含平衡重及压重等附件重量 Total weight of free standing crane (exclude Counter weight & ballast)

附着道数: Number of tie colors=(H-A-C)/B+1

载荷特性表 Load Diagrams 8/10t

R(m)	Full	R.C. _{max(a)}	C. _{max(t)}	20	25	30	35	40	45	50	55	60	65
65m	Full	14.8	10.0	7.09	5.44	4.35	3.57	2.98	2.52	2.16	1.86	1.61	1.40
	Full	27.3	5.0	5.0	5.0	4.45	3.67	3.08	2.62	2.26	1.96	1.71	1.50
60m	Full	16.5	10.0	8.09	6.29	5.09	4.24	3.60	3.10	2.70	2.37	2.10	
	Full	31.0	5.0	5.0	5.0	5.0	4.34	3.70	3.20	2.80	2.47	2.20	
55m	Full	17.5	10.0	8.64	6.74	5.48	4.57	3.89	3.37	2.95	2.60		
	Full	33.0	5.0	5.0	5.0	5.0	4.67	3.99	3.47	3.05	2.70		
50m	Full	17.8	10.0	8.79	6.86	5.58	4.66	3.97	3.43	3.00			
	Full	33.5	5.0	5.0	5.0	5.0	4.76	4.07	3.53	3.10			
45m	Full	19.0	10.0	9.44	7.30	5.88	4.86	4.09	3.50				
	Full	34.8	5.0	5.0	5.0	5.0	4.96	4.19	3.60				
40m	Full	19.3	10.0	9.60	7.44	6.00	4.97	4.20					
	Full	35.4	5.0	5.0	5.0	5.0	5.0	4.30					
35m	Full	19.3	10.0	9.60	7.44	6.00	4.97						
	Full	35.0	5.0	5.0	5.0	5.0	5.0						
30m	Full	19.3	10.0	9.60	7.44	6.00							
	Full	30.0	5.0	5.0	5.0	5.0							

机构 Mechanisms 8/10t

名称			U		容绳量		电机功率	
			m/min	t	m/min	t	m	kW
起升 Hoisting	8t	30LVF20	0-80	2.0	0-40	4.0	500	30
			0-40	4.0	0-20	8.0		
	10t	45LVF25	0-80	2.5	0-40	5.0	500	45
			0-40	5.0	0-20	10.0		
变幅 Trolleying	BP6555X		0-65 m/min				5.5	
回转 Slewing	2RVF5.5		0-0.6 rpm				5.5×2	
电源 Power	380V (±10%) /50Hz		30LVF20: 46.5kW		45LVF25: 61.5kW			

平衡重 Counter weight

			PHZ2600	PHZ1000
65m	14.85m	17600kG	6	2
60m	14.85m	17600kG	6	2
55m	14.85m	17600kG	6	2
50m	14.85m	16600kG	6	1
45m	14.85m	15000kG	5	2
40m	14.85m	14000kG	5	1
35m	14.85m	12400kG	4	2
30m	14.85m	11400kG	4	1